

Jingle Bell School
Holiday Homework
Class III

English :-

- Read the supplementary reader and do the given worksheet related to the same
- Do the given worksheets

Math:-

- Revise the tables from 6 to 13
- Do the given worksheets

Hindi:-

- Do the given worksheets

EVS:-

- Do the given experiment and bring it to school. **Write the observation and why** in write up paper. Bring the experiment when you come to school!
-

Jingle Bell School
Class III
Activities based on Supplementary Reader

2

100

Answer these following questions:-

1) What was the name of the story book you read?

2) How many characters were there in the story?

3) Which character did you like most and why?

4) Where and when did the story take place?

5) What was the main problem in the story?

6) Select any five new words you came across the story.

7) Who is the author and illustrator of the story?

8) Which qualities did u like in your favourite character?

NAME: _____

DATE: _____

DIRECTIONS

Read the text and then answer the questions.

SCORE

1. (Y) (N)

2. (Y) (N)

3. (Y) (N)

4. (Y) (N)

5. (Y) (N)

____ / 5

Total

Nick wanted a puppy, so he decided to become a volunteer at the animal shelter. He was hoping to convince his parents that he was ready to take care of a puppy. He volunteered at the shelter twice each week, on Tuesdays after school and on Saturdays.

While he was there, Nick did several things. He walked the dogs and washed and brushed them. Grooming the long-haired dogs took a long time! He cleaned up the dogs' kennels, too. He also played with the puppies to help get them used to people. Sometimes he gave them baths as well. Once in a while, Nick spent time with the kittens and cats, but he preferred working with the dogs. There was always plenty to do at the shelter, so Nick was never bored.

1. What does the first sentence tell about this text?

- (A) This text is about volunteering at an animal shelter.
- (B) This text is about taking shelter during a storm.
- (C) This text is about adopting an animal.
- (D) This text is about different animals.

2. What detail does the author include to explain why Nick plays with the puppies?

- (A) to help them learn to eat and drink
- (B) so he can stop being afraid of dogs
- (C) to help them get used to people
- (D) so he can learn about the different breeds of dog

3. To which word can the suffix *-ing* be added?

- (A) also
- (B) dogs
- (C) care
- (D) plenty

4. What is a *kennel*?

- (A) place for animals
- (B) kind of food
- (C) piece of clothing
- (D) helper

5. Which word means *once in a while*?

- (A) often
- (B) never
- (C) occasionally
- (D) daily



Worksheets PDF

Name: _____



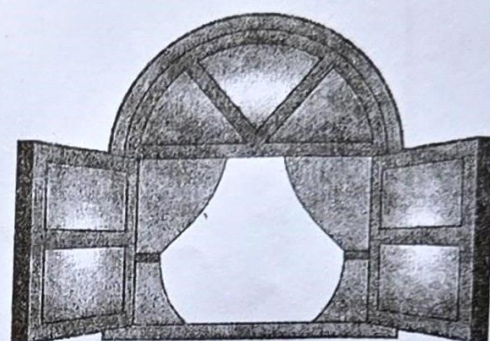
Teaching Resources

Date: _____

Housewarming Word Scrambles

Directions: Unscramble the letters to find the words.

- 1) reoodbm _____
- 2) ivlgin orom _____
- 3) mabohtro _____
- 4) hesd _____
- 5) lalh _____
- 6) rarcete _____
- 7) boacnyl _____
- 8) hoseu _____
- 9) ogeatct _____
- 10) emtbanse _____
- 11) gcileni _____
- 12) enmhcyi _____
- 13) oodr _____
- 14) rngaed _____
- 15) ateg _____
- 16) kye _____
- 17) nkehtci _____
- 18) owdwni _____
- 19) ryda _____
- 20) arpytn _____

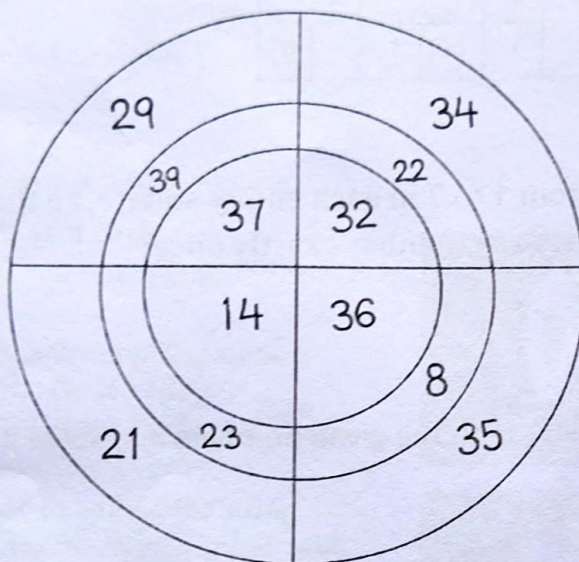


Jingle Bell School
Holiday Homework
Class III

Q1. Number Darts:-

Can you make each of the totals shown below this number dartboard?

Select one number from the inner ring, one number from the middle ring and one number from the outer ring. The three numbers must add to the given total.



Totals: 81, 82, 83

जिंगल बेल स्कूल
शीतकालीन गृह कार्य

7

Q2. The Mindfulness Puzzle

7		4		6		3
	6				4	
2			6			1
		7	5	1		
1			4			7
	1				6	
6		1		5		2

Can you write a number from 1 to 7 in each empty square, so that every row and column of the grid contains each number exactly once?

Remember: 'No Repeats'.

Q3. Frame your own questions with the given numbers and solve it in the math copy with proper statement.

- a) 12×14
- b) $365 + 428$
- c) $500 - 263$



Mixing Colours


The white colour is a mixture of the colours of the spectrum. A mixture of two colours is a third colour.

You need :

- Cardboard
- Yellow and blue paper
- String
- Scissors

How the experiment is performed ?

1. Cut out a cardboard circle.
2. Stick blue paper on one side and yellow on the other.
3. Drill two small holes opposite to each other close to the circle's edge.
4. Thread the string through the holes and hold the ends as shown.
5. Rotate the circle by rolling the string between your fingers. Which colour will you see as the circle rotates ?



What will happen ?


The colour you will see is green.

Why ?

As you rotate the circle, the colours fuse with each other – your eye retains the impression of a colour only for a brief moment after it vanishes.

Additional idea !

Make another circle and pierce two small holes somewhat nearer its centre. Stick quarter – circles of blue and red paper as shown. Roll the string's two ends between your fingers for a while and then pull them away from each other, spinning the circle. Which colour do you see ?



जिंगल बेल स्कूल
शीतकालीन गृह कार्य
कक्षा - तीन

1- दिए गए अनुच्छेद को पढ़ें। संज्ञा एवं विशेषण शब्दों को सही जगह पहुँचाएँ।

एक छोटी बालिका रो रही थी। उसने हरी फ्रॉक पहन रखी थी। उसके पास एक छोटा थैला था। थैले में दो संतरे थे। वह मेले में बड़े पेड़ के पास खड़ी थी। एक बूढ़ी औरत उसके पास आई। औरत ने उसका नाम पूछा। लड़की नहीं बोली। तभी उसकी बड़ी बहन आ गई। लड़की चुप हो गई। वह बहन के साथ लाल साइकिल पर बैठकर चली गई।


संज्ञा

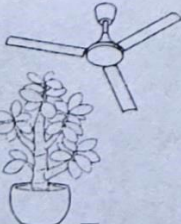
विशेषण

2- इन चित्रों को देख कर इनके एकवचन व बहुवचन लिखें।











चित्रों के अंकों का मिलान कर सही पर्यायवाची नाव में करें।

9

